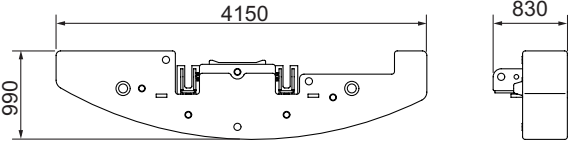
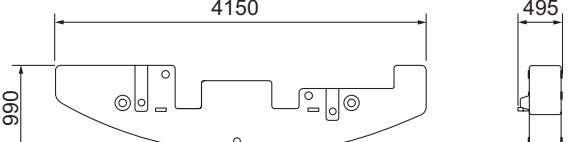
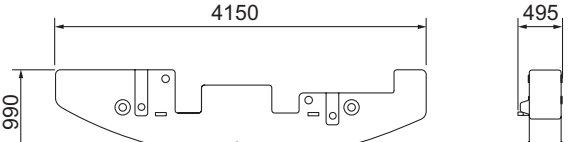
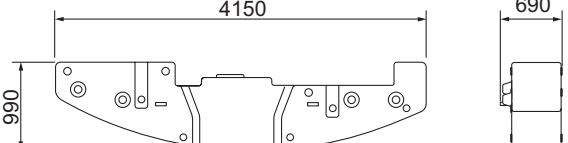
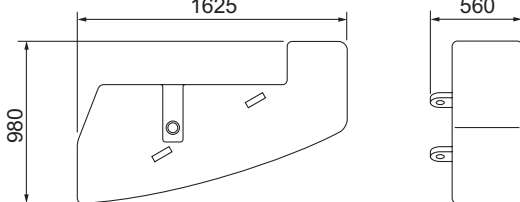
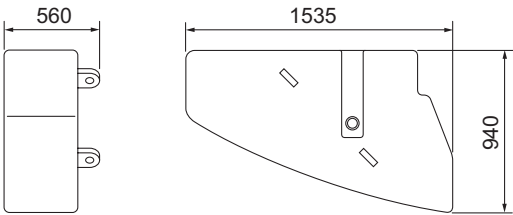
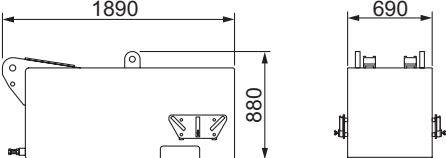
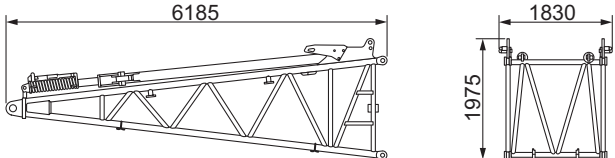
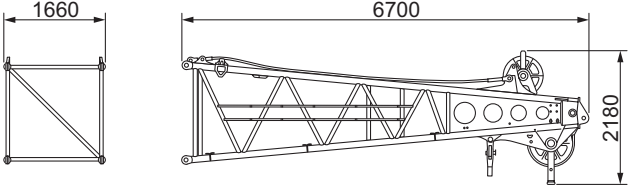
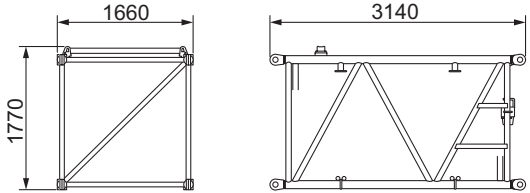
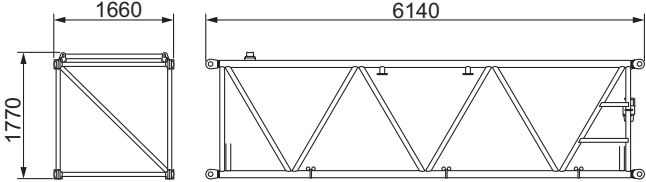
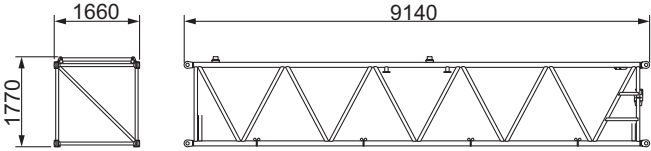
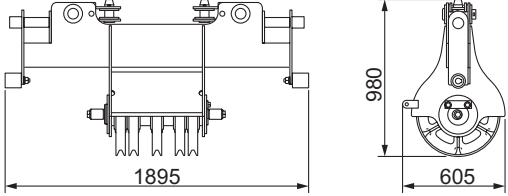
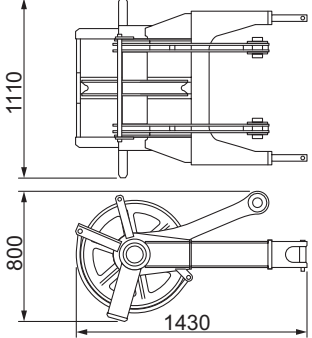


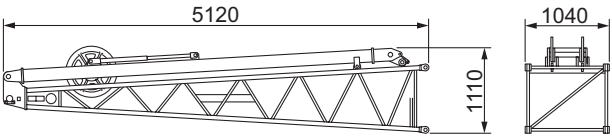
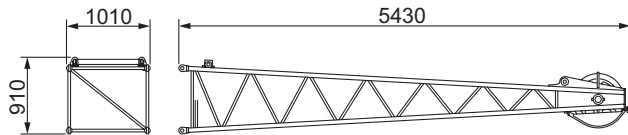
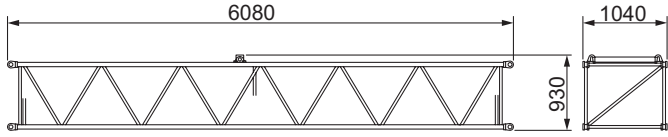
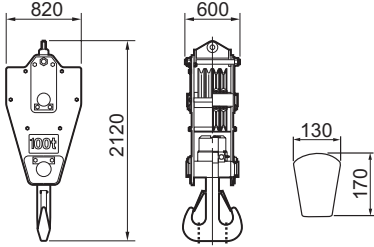
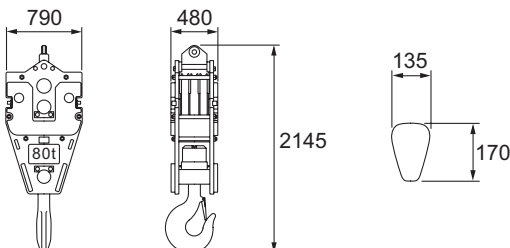
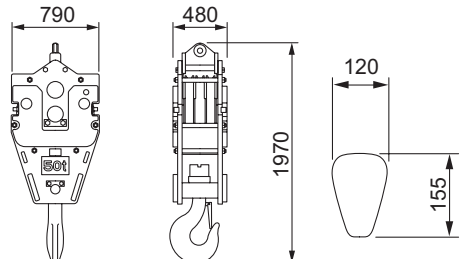
Weights and Dimensions of Disassembled Units

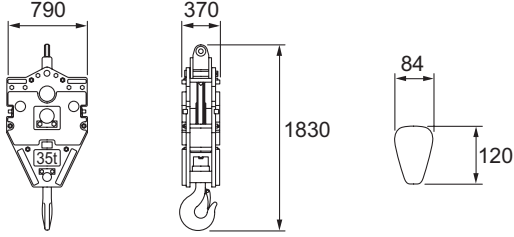
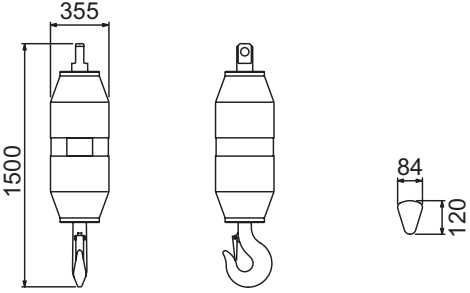
Weights and Dimensions List

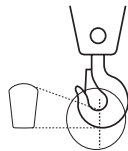
Description	Qty	Dimensions (mm)	Weight (kg)
Base Crane with: Boom Base Front Winch Wire Rope Rear Winch Wire Rope Boom Hoist Winch Wire Rope Crawlers Jack Without: Floats	1		52200
Base Crane with: Front Winch Wire Rope Rear Winch Wire Rope Boom Hoist Winch Wire Rope Crawlers Jack Without: Floats	1		50000
Base Crane with: Boom Base Front Winch Wire Rope Rear Winch Wire Rope Boom Hoist Winch Wire Rope Jack Without: Floats	1		33100
Base Crane with: Front Winch Wire Rope Rear Winch Wire Rope Boom Hoist Winch Wire Rope Jack Without: Floats	1		30900
Crawler	2		9600

Description	Qty	Dimensions (mm)	Weight (kg)
Counter Weight A	1		9420
Counter Weight B	1		6640
Counter Weight C	1		6640
Counter Weight D	1		8980
Counter Weight E (Right)	1		2810
Counter Weight E (Left)	1		3000
Lower Weight	2		6040
Boom Base	1		1720

Description	Qty	Dimensions (mm)	Weight (kg)
Boom Top	1		1650
3 m Boom Insert	1		430
6 m Boom Insert	1		690
9 m Boom Insert	1		1000
Upper Spreader	1		490
Aux. Sheave	1		340

Description	Qty	Dimensions (mm)	Weight (kg)
Jib Base (with Jib Strut)	1		580
Jib Top	1		290
6 m Jib Insert	1		190
100 t Hook	1		1200
80 t Hook	1		1350
50 t Hook	1		1170

Description	Qty	Dimensions (mm)	Weight (kg)
35 t Hook	1		900
13.5 t Hook	1		620



Hook cross section

The hook cross section is indicated with the dimensions corresponding to those at the cross section located at the broken line shown in each hook illustration.